

BoSS High Clearance Frame Data Sheet

Description

BoSS High Clearance frames can be used to replace the lower Horizontal & Diagonal bracing on a tower with a 2.5m platform height to allow through access in the tower or clearance over obstacles.


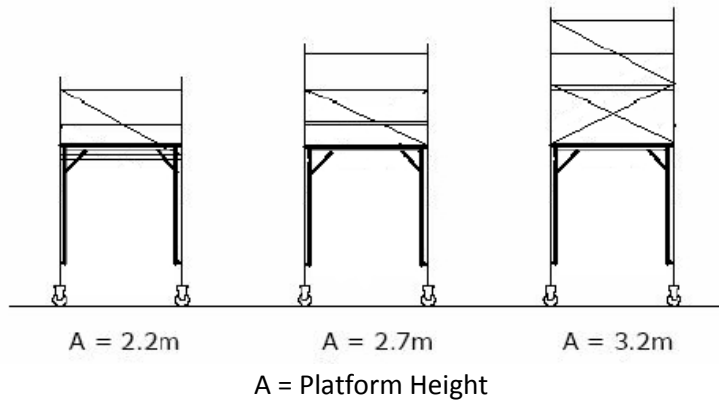


Please Note: Maximum Platform Height must **NOT** be exceeded

Max Tower Platform Height	3.2m
Max Tower Working Height	5.2m

Starting Height of Level	2.2m
Deck Length Available	2.5m

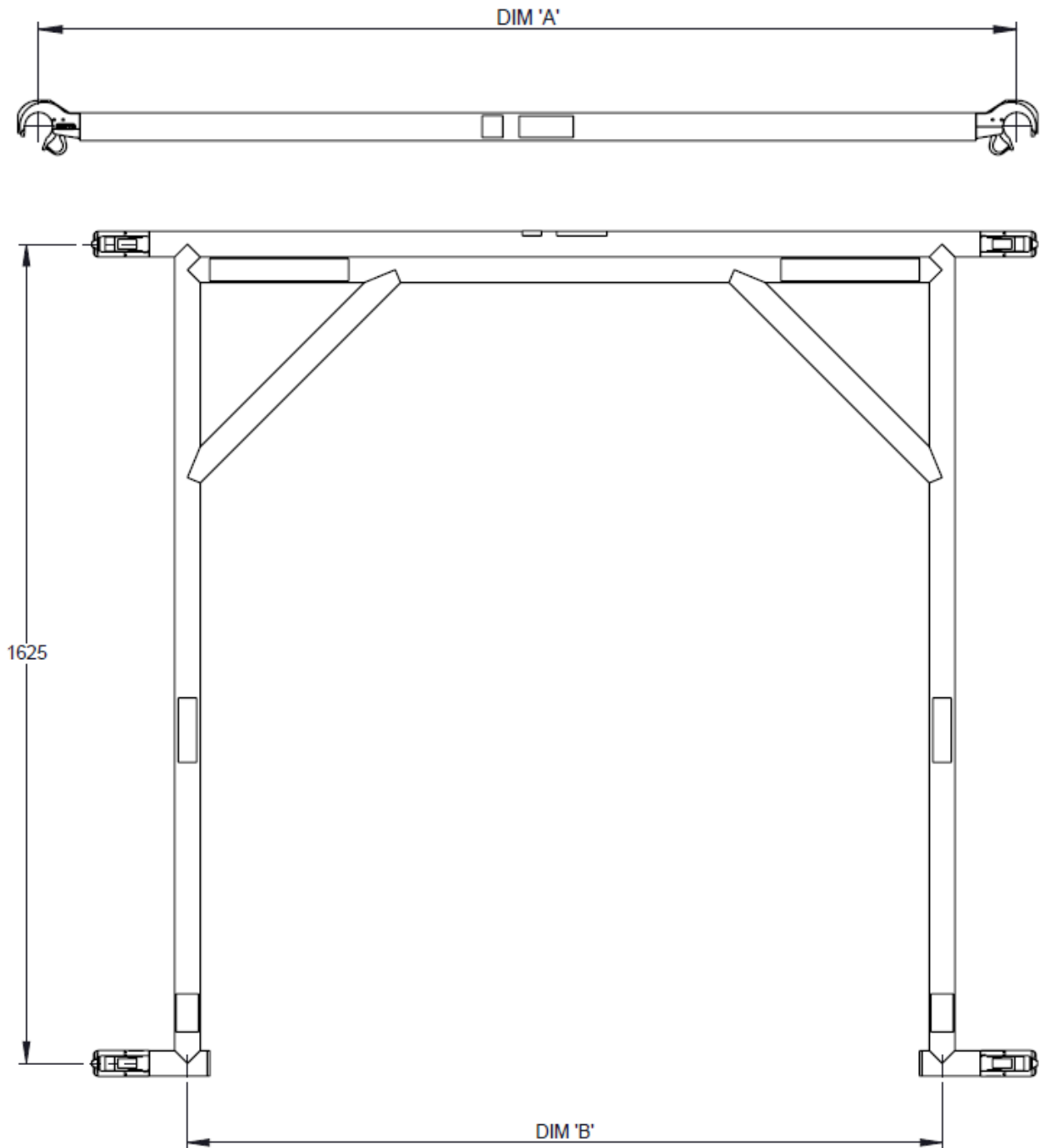
Suitable for both Single Width (850mm) & Double Width (1450mm) Towers



BoSS High Clearance Frame Data Sheet

Technical Specification

Note: All dimensions in mm unless otherwise stated



NOTE: ALL TUBES 50.8mm

PART NO.	DESCRIPTION	DIM 'A'	DIM 'B'	WEIGHT
301515	2.5m BoSS HIGH CLEARANCE FRAME	2500mm	2197mm	15.0kg



PSM PLANT & TOOL HIRE CENTRES LTD

Head Office: 253/255 Blackfen Road, Blackfen, Kent DA15 8PR
 T: 020 8850 5658 | F: 020 8859 4377 | E: info@psmhire.co.uk | W: www.psmhire.co.uk

