

Engine output: **21.2 PS**
Machine weight: **2590 kg**

For Earth, For Life
Kubota

U27-4

**KUBOTA ZERO-TAIL SWING
MINI EXCAVATOR**



WITH THE LARGEST CAB IN ITS CLASS, THE NEW U27-4 BRINGS LUXURY TO EVEN THE TOUGHEST JOBS.

Introducing the new U27-4 mini-excavator. Extra compact and tough enough to tackle the most demanding tasks in tight spaces with ease. And now with a more spacious cabin with an expansive field of vision and a wider and lower entrance for easy cabin entry and exit, the U27-4 delivers outstanding comfort and ultra-luxury to every job you take on.



COMFORTABLE INTERIOR

Greater cabin interior

The new U27-4 offers the largest cab among 2.5-tonne excavators to deliver more comfort and less fatigue over our previous model. The foot space has been increased by up to 370 mm. Moreover, the cabin door width has been widened while its entrance height has been lowered. This allows quick access to and from the cabin making operations that require frequent get in and out, such as trenching and piping, much easier. What's more, a gas-assist mechanism makes opening the front window almost effortless.



Relaxing suspension seat

This comfortable seat fits better and keeps you working longer comfortably with a suspension that reduces strain and minimises fatigue. It reclines to accommodate your individual posture, and offers weight compensation, firm and adjustable wrist rests and a retractable seat belt.



SUPERIOR PERFORMANCE

The U27-4 is designed to handle those challenging jobs that are way out of reach for bigger excavators. The zero-tail swing lets you travel through and turn the cab smoothly in tight spaces with ease. And features like a powerful digging force and easy simultaneous operation of four functions and more, offer performance you can truly rely on.



Powerful digging force

The U27-4 delivers an impressive bucket digging force. Its powerful and well-balanced arm and bucket allow the operator to dig faster, deeper (2820 mm) and more efficiently even in the toughest conditions. It offers powerful workability and excellent stability without the need of additional weights that are often required by other zero-tail swing excavators.

Simultaneous operation of four functions

When the simultaneous operation of the boom, arm, bucket, and swivel are required, two variable pumps will distribute an accurate amount of oil flow to each actuator according to the lever stroke. This process enables continuous high performance digging and dozing.

Zero-tail swing


With zero-tail swing, even the tightest spaces become efficient work places. The tail's minimal protrusion outside the track width lets you turn the cab throughout its 360-degree turning radius with complete confidence and safety and fewer accidents with things around you. It also maintains better balance over conventional zero-tail swing excavators and faster operation, making this mini-excavator ideal for work in congested urban areas and inside buildings.



SUPERIOR PERFORMANCE

Kubota original engine

The U27-4 is powered by Kubota's tough and reliable engine. Engineered with the power to maximise digging and lifting performance, it also delivers minimised noise and vibration, meeting all current engine emission regulations.



Easy transportation

The U27-4's 2,590 kg weight (cabin) allows it to be conveniently loaded on a truck or a 3.5-tonne trailer to get to the spot. And with the addition of tie down brackets, securing the U27-4 onto the loader is now easier.



Excellent visibility

To help you perform jobs more efficiently and safely, the U27-4's new cabin offers an expansive field of vision that increases your environment awareness. The extra front and back visibility from the ground allows you to take on delicate tasks in tight spaces easier, and minimises the risks of bumping into people or objects. Moreover, all boom hydraulic hoses have been enclosed within the boom to reduce their damage so they can remain durable over the long term, and to enhance your field of vision so you can better concentrate on the job.



Machine width

The 1500 mm track width provides all the stability needed to achieve any chore, while being narrow enough to operate in places where space is restricted.

New digital panel

Following the excellence of Kubota's Intelligent Control System, the new digital panel puts convenience at the operator's fingertips. The user-friendly digital panel is positioned to the front right corner of the operator for better visibility, and features one-touch button operation to view the time, hour meter and tachometer. Programming of the anti-theft keys can also be easily performed with the digital panel. With easier access, simpler settings, easy-to-read indicators and alerts, you'll always be aware of the excavator's functioning status.

- A Fuel level gauge**
- B Water temperature gauge**
- C Warning lamps**
(overheating, hydraulic, battery)
- D LCD display (time, hour, rpm)**

Diagnosis function

The diagnosis function monitors the U27-4's condition and automatically alerts you in case of an emergency with warning lamps and code numbers such as for overheating, hydraulic problems or low battery.



Time



Hour meter



Tachometer



EASY MAINTENANCE / SAFETY

With the U27-4, you can work with total confidence thanks to its sturdy and durable ROPS/OPG for maximum operator safety and accident avoidance features such as work lights and exterior back mirrors. Furthermore, the engine is ergonomically organised with easy access to the radiator and engine oil cooler to make routine maintenance and inspections a breeze.

- A** Battery
- B** Air cleaner
- C** Reserve tank
- D** Fuel filter
- E** Water separator
- F** Radiator
- G** Oil cooler

ROPS/OPG (top guard, level I) canopy and cabin

The ROPS/OPG (Top Guard, Level I) canopy and cabin provide protection in the event of accidental rollovers and falling objects.



Kubota Original Anti-theft System

Your U27-4 is protected by Kubota's industry-leading anti-theft system. Only programmed keys will enable the engine to start up. Attempting to start with an un-programmed key will activate the alarm. Its features include an alert to remind the operator to extract the key after operation, and an LED to alert potential thieves that the system is activated.



The red programming key programmes the individual keys. The individual black keys start the engine.

HIGH-SPEC MODEL

New high-spec model offers a variety of enhancements to boost performance and productivity on top of all of the features of the basic model.

Functions Comparison

Type	Basic Model	High-Spec Model
AUX1/AUX2	● / -	● / ●
AUX1/AUX2 Proportional Flow Control	Opt. / -	● / ●
Third Line Hydraulic Switch Inside Cabin	-	●
Auto down shift	-	●

AUX Oil Flow with Proportional Flow Control

Thumb-operated switches provide quick and easy proportional flow control for AUX1 and AUX2. The round switch on the left lever permits easy switching between AUX2 and the Swing function. The AUX oil flow adjustment dial is conveniently located on top of the meter panel.



Third Line Hydraulic Switch Inside Cabin

A switch on the side panel provides convenient control of Third Line Hydraulic Direct Return.



Auto shift

The auto shift system enables automatic travel shift from high to low depending on traction effort and terrain. This gives smoother operations when dozing and turning.

Standard Equipment

Engine/Fuel system

- KUBOTA original engine
- Double-element air cleaner
- Fuel level indication buzzer
- Battery isolator
- Electric fuel feeding pump

Undercarriage

- 2-speed travel
- Double flange track roller
- Short pitched rubber crawler
- Travel lock system
- Auto shift (For High-spec)

Hydraulic system

- Variable displacement pump
- Auxiliary hydraulic circuit piping to the arm's end
- AUX 1 & 2 Proportional flow control of auxiliary circuit (For High-spec)
- AUX Oil Flow Adjust Dial (For High-spec)
- Third line hydraulic direct return for AUX
- Third line hydraulic switch inside cabin (For High-spec)
- Straight travel circuit
- Hydraulic pressure checking ports

- Pressure accumulator
- Hydraulic lock system

Cabin

- Cabin heater for defrosting and demisting with air ventilation
- 2 working lights on the cabin
- Radio installation kit on the cabin (antenna, 2 speakers, radio mount bracket) (For High-spec)
- Weight-adjustable suspension seat (fabric seat)
- Retractable seatbelt
- Hydraulic pilot control levers with wrist rests
- Front window power-assisted with gas damper
- Location for radio
- Digital panel with diagnosis function
- ROPS (Roll-over Protective Structure, ISO3471)
- OPG (Top Guard Level I)
- Front guard fixing point
- Side mirror
- Emergency exit hammer
- Switch and harness for beacon light
- 12V power outlet

Working equipment

- Arm (1300mm)
- 1 light on the boom

Canopy

- Weight-adjustable suspension seat (PVC seat)
- Retractable seatbelt
- Hydraulic pilot control levers with wrist rests
- Digital panel with diagnosis function
- ROPS (Roll-over Protective Structure, ISO3471)
- OPG (Top Guard Level I)
- Switch and harness for beacon light
- Front guard fixing point
- 12V power outlet

Others

- KUBOTA original anti-theft system
- Tool storage space
- Swivel negative brake
- Tie down bracket



Optional Equipment

- AUX 1 Proportional flow control of auxiliary circuit (For Basic)
- Radio installation kit on the cabin (antenna, 2 speakers, radio mount bracket) (For Basic)
- 2 working lights on the canopy
- Safety valve for boom, arm and dozer
- Bio oil
- Special paint

SPECIFICATIONS

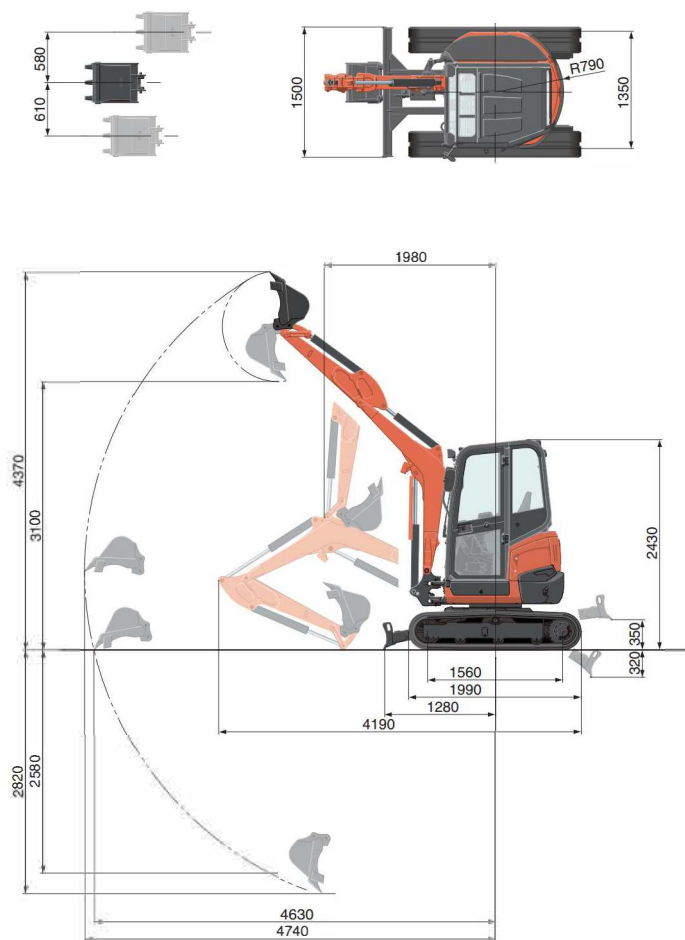
*With rubber shoe type

Model			U27-4
Machine weight	Cabin / Canopy	kg	2590 / 2490
Operating weight	Cabin / Canopy	kg	2665 / 2565
Bucket capacity, std. SAE/CECE		m ³	0.06
Bucket width	With side teeth	mm	500
	Without side teeth	mm	450
Engine	Model		D1105-E4-BH-2
	Type		Water-cooled, diesel engine E-TVCS (Economical, ecological type)
	Output ISO9249	PS/rpm	21.2 / 2400
		kW/rpm	15.6 / 2400
	Number of cylinders		3
	Bore x Stroke	mm	78 x 78.4
Displacement	cc	1123	
Overall length		mm	4190
Overall height	Cabin	mm	2430
	Canopy	mm	2420
Swivelling speed		rpm	9.8
Rubber shoe width		mm	300
Tumbler distance		mm	1560
Dozer size (width x height)		mm	1500 x 300
Hydraulic pumps	P1, P2		Variable displacement pump
	Flow rate	ℓ/min	28.8 x 2
	Hydraulic pressure	MPa (kgf/cm ²)	21.6 (220)
	P3		Gear Type
	Flow rate	ℓ/min	19.2
	Hydraulic pressure	MPa (kgf/cm ²)	17.2 (175)
Max. digging force	Arm	kN (kgf)	12.3 (1260)
	Bucket	kN (kgf)	21.0 (2140)
Boom swing angle (left/right)		deg	75 / 55
Auxiliary circuit (AUX1)	Flow rate	ℓ/min	48
	Hydraulic pressure	MPa (kgf/cm ²)	17.2 (175)
Auxiliary circuit (AUX2)	Flow rate	ℓ/min	19.2
	Hydraulic pressure	MPa (kgf/cm ²)	17.2 (175)
Hydraulic reservoir		ℓ	22
Fuel tank capacity		ℓ	33
Max. travelling speed	Low	km/h	2.5
	High	km/h	4.5
Ground contact pressure	Cabin	kPa (kgf/cm ²)	24.7 (0.25)
	Canopy	kPa (kgf/cm ²)	23.7 (0.24)
Ground clearance		mm	290

*Machine weight: with 35kg standard bucket and fully served

*Operating weight: with 75kg operator, 35kg standard bucket and fully served

WORKING RANGE



1300 mm arm
Unit: mm

LIFTING CAPACITY

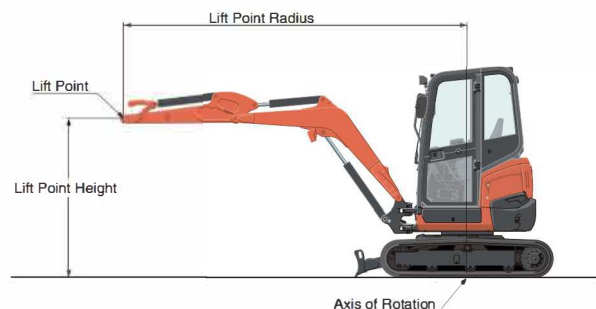
Cabin, rubber version

kN (ton)

Lift Point Height	Lifting point radius (2m)		Lifting point radius (max.)	
	Over-front (blade down)	Over-side	Over-front (blade down)	Over-side
1.5m	7.3 (0.74)	7.2 (0.73)	—	—
1.0m	10.2 (1.04)	6.8 (0.69)	4.2 (0.43)	2.4 (0.25)
0.5m	11.5 (1.18)	6.5 (0.67)	—	—
0m	12.3 (1.25)	6.4 (0.66)	—	—

*The lifting capacities are based on ISO 10567 and do not exceed 75% of the static tilt load of the machine or 87% of the hydraulic lifting capacities of the machine.

**The excavator bucket, hook, sling and other lifting accessories are not included on this table.



* Working ranges are with Kubota standard bucket, without quick coupler.
* Specifications are subject to change without notice for purpose of improvement.

★All images shown are for brochure purposes only.

When operating the excavator, wear clothing and equipment in accordance to local legal and safety regulations.

PSM Plant & Tool Hire Centres Ltd.

020 8850 5658

www.psmhire.co.uk

W21PS02612