



KUBOTA ZERO-TAIL SWING MINI-EXCAVATOR

U10-3



Ultra-compact. Enhanced operator protection.
The efficient and easy-to-use Kubota U10-3
with zero tail swing is the mini-excavator
you can count on to get the job done.



Kubota E-TVCS engine

Highly trusted in the compact excavator market, the efficient combustion created by our engine's unique Three Vortex Combustion System reduces exhaust emission, noise and vibration. Its layout also puts most components within easy reach for faster maintenance.



ROPS

For additional protection, a foldable rollover protective structure is standard-equipped on the U10-3. Folding the ROPS down lets you easily transport the mini excavator on lorries, and travel under doorways to work indoors.



Safer operation

To greatly reduce the risk of loose hoses from boom-mounted or hand-held attachments catching on nearby objects, the U10-3 has its hydraulic service port smartly located at the end of the boom.



Improved digging arm circuit

Increases the crowd speed, eliminates cavitation, and significantly improves control for fine grading.

Protected hydraulic service port

With the U10-3, you'll never add hydraulic service port pipes again—it comes equipped with them, all the way to the end of the boom. To reduce the risk of damaging the hydraulic piping, the U10-3's pipes are hidden inside the boom.



Hydraulic control system

Fitted with hydraulic servo controls, the U10-3's hydraulic control system means smoother operation, improved feel, and an increase in digging productivity of approximately 8%.

Two-speed travel pedal

This new pedal lets you easily switch between high and low speeds, so you can work at your own pace. Simply depress the pedal for high-speed travel, or release it for low speed. This feature makes travelling between on-site locations more efficient.



Two-piece design dozer hoses

When an on-site replacement of a dozer cylinder supply hose is necessary, its two-piece design simplifies the job.

KUBOTA ZERO-TAIL SWING MINI-EXCAVATOR

U10-3

Lifting points

To permit access to confined spaces, as well as easy transport, the U10-3 has a three-point lifting feature.

Protection

Notice the clean, hose-free look of the U10-3's boom? That is because all of its hydraulic hoses are uniquely hidden and protected inside the boom. In addition, the boom cylinder is well protected due to its location at the top of the boom.

Walk-through operator space

Open at both ends, the U10-3 allows for quick entry or exit from either side.

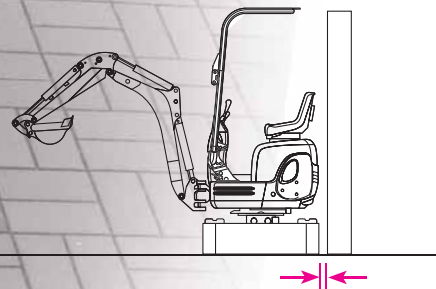
Fully opening engine cover

Fast access to most of the engine's components is made possible by the fully opening engine cover.



Zero tail swing

To operate at the highest level of safety, simply adjust track width to 990 mm. At this width, the rear counterweight will always be within the width of the track frame. This prevents any damage from occurring to the engine cover—allowing the operator to focus more on the job at hand.



Adjustable track gauge


With easy, single-lever operation, the U10-3's hydraulically adjustable track gauge reduces in seconds—down to 750 mm—to enable navigation in narrow spaces. Conversely, you can widen the track gauge all the way out to 990 mm to produce a 7% increase in stability, even while operating with hydraulic breakers.



With the simple removal of one pin, its quick-fold blade adjusts in size instantly.



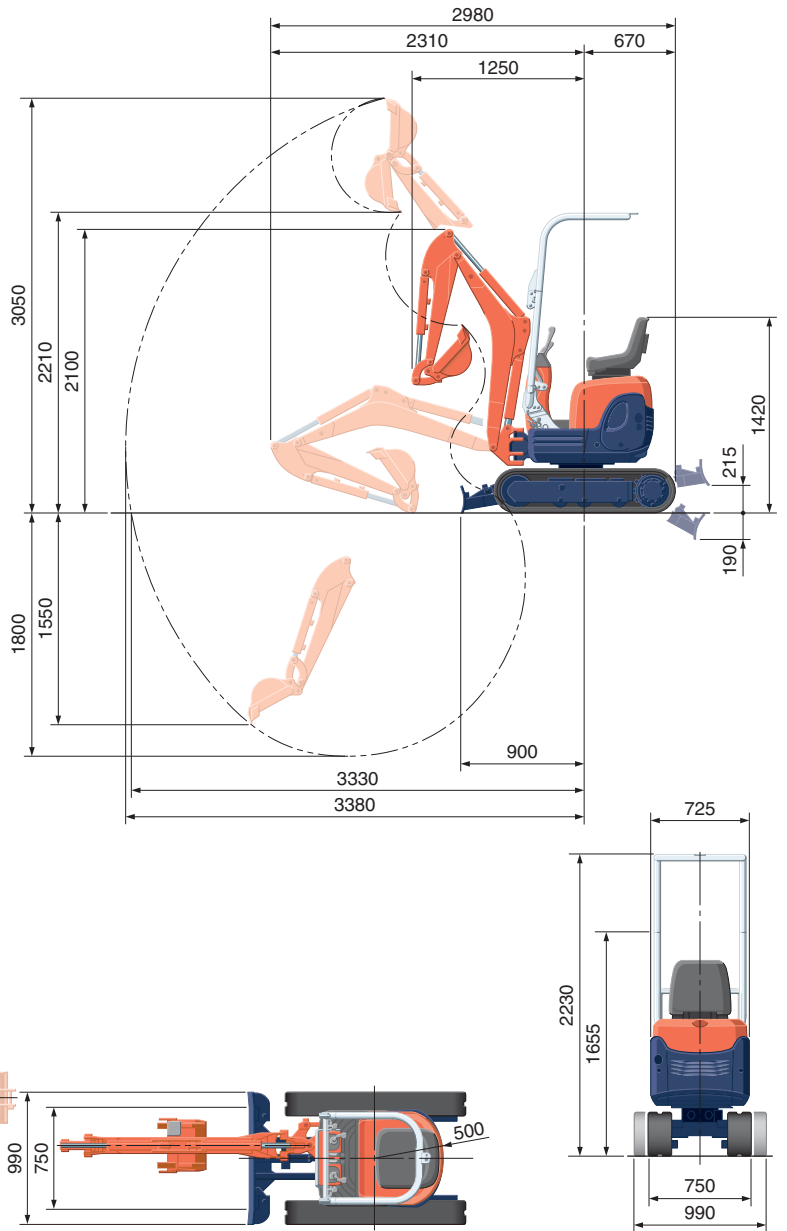
When adjusted down to 750 mm, the U10-3 can easily fit through most doorways, permitting access inside of buildings.



SPECIFICATIONS

*with rubber shoe type			
Machine weight	Rubber crawler	kg	1120
Bucket capacity, std. SAE/CECE		m ³	0,024/0,020
Bucket width	with side teeth	mm	398
	without side teeth	mm	380
Engine	Model		D722-BH-6
	Type		Water-cooled, diesel engine E-TVCS (Economical, ecological type)
	Output ISO90249	PS/rpm	10,2/2050
		kW/rpm	7,4/2050
	Number of cylinders		3
	Bore × stroke		mm 67 × 68
Displacement		cc	719
Overall length		mm	2980
Overall height		mm	2230
Swivelling speed		rpm	8,3
Rubber shoe width		mm	180
Tumbler distance		mm	1010
Dozer size (width × height)		mm	750/990 × 200
Hydraulic pumps	P1, P2		Gear pump
	Flow rate	ℓ/min	10,5 + 10,5
	Hydraulic pressure	MPa (kgf/cm ²)	17,6 (180)
	P3		Gear pump
	Flow rate	ℓ/min	3,1
	Hydraulic pressure	MPa (kgf/cm ²)	2,9 (30)
Max. digging force	Arm	daN (kgf)	540 (550)
	Bucket	daN (kgf)	1040 (1060)
Boom swing angle (left/right)		deg	55/55
Auxiliary circuit	Flow rate	ℓ/min	21,0
	Hydraulic pressure	MPa (kgf/cm ²)	180
Hydraulic reservoir		ℓ	12,5
Fuel tank capacity		ℓ	12,0
Max. travelling speed (low/high)		km/h	2,0/4,0
Ground contact pressure		kPa (kgf/cm ²)	25,3 (0,26)
Ground clearance		mm	140

WORKING RANGE



Unit: mm

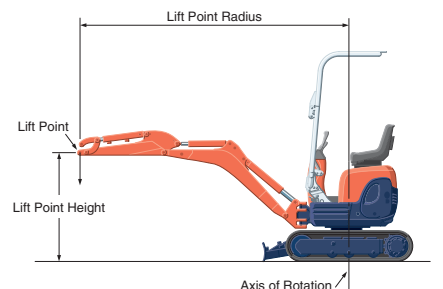
LIFTING CAPACITY

Lift Point Height	daN (ton)								
	Lifting point radius (1,5m)			Lifting point radius (2m)			Lifting point radius (2,5m)		
	Over-front		Over-side	Over-front		Over-side	Over-front		Over-side
	Blade Down	Blade Up		Blade Down	Blade Up		Blade Down	Blade Up	
2,0 m	-	-	-	210 (0,21)	210 (0,21)	190 (0,19)	-	-	-
1,0 m	360 (0,37)	320 (0,33)	270 (0,28)	270 (0,28)	200 (0,21)	170 (0,18)	220 (0,23)	140 (0,15)	120 (0,13)
0 m	480 (0,49)	280 (0,28)	230 (0,24)	310 (0,32)	180 (0,19)	160 (0,16)	220 (0,23)	140 (0,14)	110 (0,12)
-1,0 m	310 (0,31)	280 (0,28)	230 (0,24)	210 (0,21)	180 (0,19)	150 (0,16)	-	-	-

Please note:

* The lifting capacities are based on ISO 10567 and do not exceed 75% of the static tilt load of the machine or 87% of the hydraulic lifting capacity of the machine.

* The excavator bucket, hook, sling and other lifting accessories are not included on this table.



* Working ranges are with Kubota standard bucket, without quick coupler.

* Specifications are subject to change without notice for purpose of improvement.

PSM Plant & Tool Hire Centres Ltd

020 8850 5658

www.psmhire.co.uk